




3.1 Megapixel CMOS USB 2.0 Camera

High Resolution CMOS Color
 Microscopy Camera for Qualitative Image Archiving

**Now DOUBLE THE SPEED
 with a new high-speed driver!**

Outline

Lumenera's INFINITY 1-3 digital camera is designed to be a cost-effective, versatile solution for documentation and archiving of clinical, life science, material science images where higher resolution is routinely required. With 2048x1536 resolution and on-board processing, the INFINITY 1-3 delivers outstanding image quality for a wide variety of scientific applications.



Live video preview provides for real-time focus, while auto exposure and auto white balance efficiently capture your optimal image. An intuitive user application provides camera controls, while full integration to popular third-party imaging applications is available through our TWAIN drivers.

The USB 2.0 digital interface ensures a simple plug and play installation – and one standard cable minimizes camera clutter. No framegrabber required.

NEW this year, every INFINITY camera now includes [INFINITY ANALYZE](#) software for advanced camera control, image processing, measuring and annotation.

INFINITY 1-3 is supported by an experienced team of technical support and imaging experts. We understand your imaging needs and are here to help you get the most out of your camera.

Performance Features

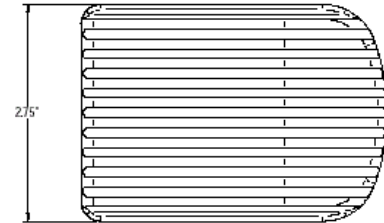
- ❑ The high-speed USB 2.0 interface eliminates a framegrabber and facilitates ease of installation on both laptop and desktop computers
- ❑ The low noise characteristic of the INFINITY 1-3 progressive scan 3.1 megapixel image sensor results in crisp color quality for the most demanding brightfield and darkfield microscopy applications including clinical pathology and cytology, life science and geology
- ❑ Full color sub-windowing allows for rapid focus and scanning of samples: 12 fps at full 2048X1536 resolution and 120 fps at 640x480 resolution
- ❑ Select 8 & 10-bit pixel Data modes
- ❑ The RGB data captured through each pixel contains 30-bits of color image information resulting in 1024 intensity values
- ❑ Camera control through an intuitive user TWAIN interface results in rapid image capture archiving and documentation for high throughput applications, demanding research environments and teaching facilities
- ❑ The INFINITY 1-3 has a compact design equipped with a C-Mount facilitating installation on all microscope configurations including upright, inverted and stereo
- ❑ INFINITY 1-3 cameras are software compatible with Windows 2K, Windows XP, and Windows Vista operating systems

Specifications

INFINITY 1-3

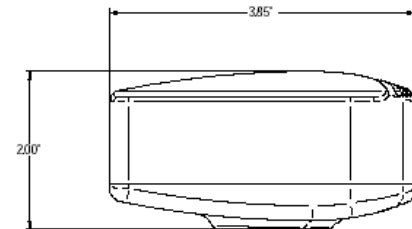
Camera Sensor

Image Sensor	1/2" format, CMOS, color, 6.5mm x 4.9mm array
Effective Pixels	2048 x 1536, 3.2µm square pixels
Frame Rate	12 fps at 2048x1536, 120 fps at 640x480
Dynamic Range	>60dB
Digital Output	8 and 10-bit uncompressed
Read Noise	20 e- rms



Camera Controls

Mass	300g
Power Requirement	USB bus power, or external 5VDC - 500mA
Power Consumption	~2.5Watts
Operating Temperature	0° C to +50° C
Operating Humidity	5%-95%, Non-condensing
Integration Time	1/1000 to 3 sec.
Shutter	Rolling shutter with single frame capture
ROI	User Selectable
Auto Exposure	Automatic / Manual
White Balance	Automatic / Manual
Gain	Programmable / 1 to 10X optimizable
Interface	USB 2.0 high-speed interface
Dimensions (L x W x H)	3.85 x 2.00 x 2.75 inches
Lens Mount	C-Mount lens adapter



Recommended PC Specs:

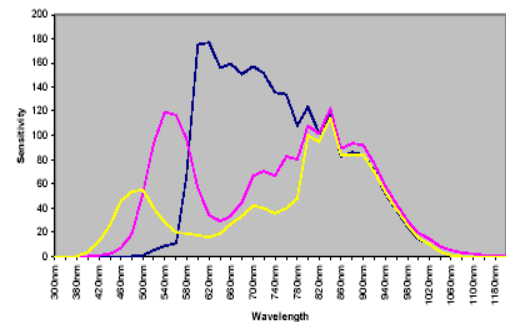
- Pentium 4, 1.3 GHz or higher
- 512 MB RAM
- 60 MB hard drive free space or more
- USB 2.0 Port
- Windows 2000 or XP

Minimum PC Specs:

- 600 MHz Processor
- 256 MB of SDRAM
- 20MB hard drive free space
- USB 2.0 Port
- Windows 98 or ME

Product Includes:

- INFINITY 1-3 digital camera for USB 2.0
- CD-ROM with INFINITY user application software
- TWAIN driver
- Documentation
- USB 2.0 cable



Ordering Information

INFINITY 1-3C – Color Camera

**Full customization available
to meet your exact needs!**